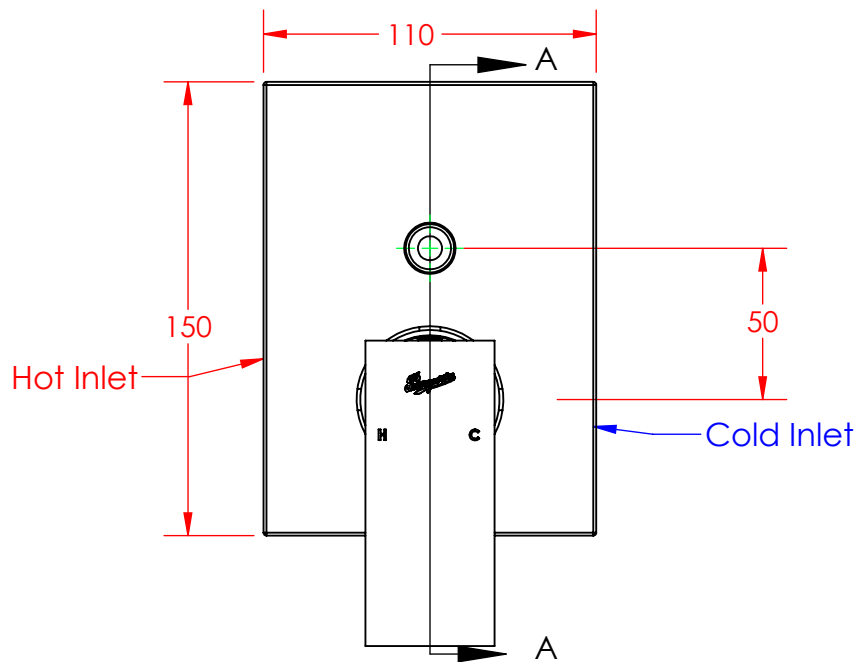
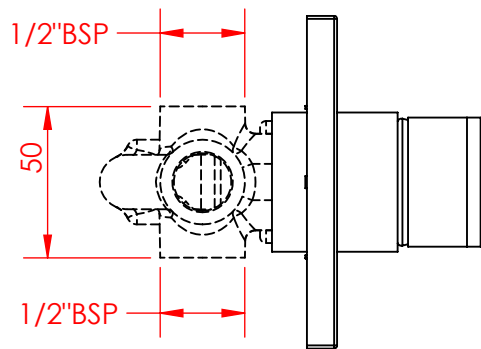
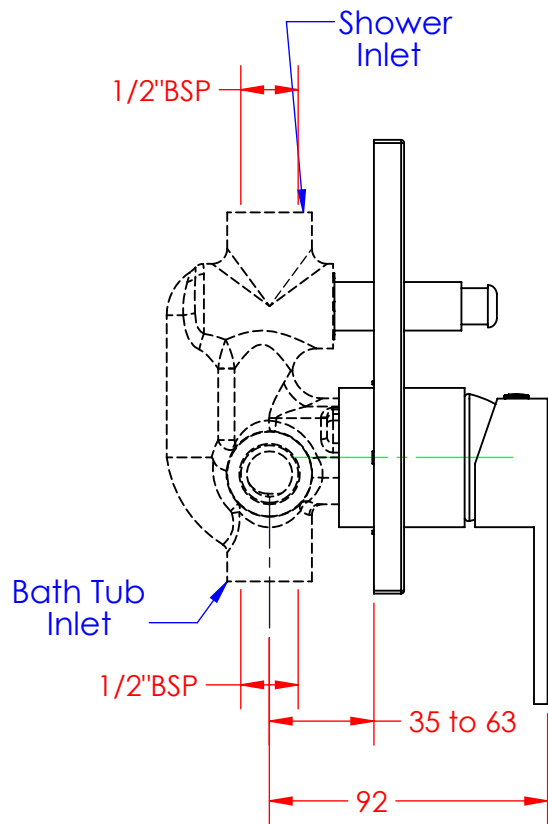


Symbol Specification	✓ - Not machined	TOLERANCES TO APPLY IF NOT SPECIFIED(Type what it is not intrested)					
	✓ <sup>12.5</sup> - Machining tuch feeling	1 < X ≤ 6	6 < X ≤ 30	30 < X ≤ 100	100 < X ≤ 300	300 < X ≤ 1000	1000 < X ≤ 2000
	✓ <sup>3.2</sup> - Machining smooth finish	Fine quality	±0.05	±0.1	±0.15	±0.2	±0.3
	✓ <sup>0.8</sup> - Mirror finish	Medium quality	±0.1	±0.2	±0.3	±0.5	±0.8
		Coarse quality		±0.5	±0.8	±1.2	±2
						±3	



				<b>UNLESS OTHERWISE SPECIFIED</b> All dimension are in MM. All Projection are <b>Third angle</b> . Tolerance on Machined dimensions -Medium IS 2102 All sharp edges are to be removed.		<b>Roca Bathroom Products Pvt. Ltd.</b> BHIWADI (Taps Unit), India			
						This drawing & design is property of RBPPL It is a Confidential disclosure which must neither be copied nor used in any manner detrimental to their intrests.			
				Drawn by	Amit K.	<b>TITLE - Concealed Diverter Ins.</b>			
				Checked by	Suman M.				
				Approved by	Manish M.	<b>TYPE - Ins.</b>			
				Date	13/03/2014				
				Outer Surface Area	NR	<b>Range- Zen-X</b>		Sheet 1 of 1	
				Weight	NR				
		Old Dim.	New Dim.	Scale	NTS	<b>Material</b>		Drg. No. I4163	
REV.	DATE	REV. HISTORY						Rev.No. 0	
						<b>Release.No.</b> 1			